



SYNC
Powered by **Microsoft**

QUICK START POCKET GUIDE FOR NON-NAVIGATION-SYSTEM-EQUIPPED VEHICLES

SYNC

What is SYNC?

SYNC is an in-car, voice-activated, fully integrated entertainment and communications system that allows you to control Bluetooth®-enabled mobile phones and virtually any digital media device with simple, intuitive voice commands.

SYNC wirelessly integrates today's most popular Bluetooth-enabled mobile phones while offering USB connectivity and an auxiliary audio input jack for other digital media.

And because technology continually progresses, SYNC is upgradable to support the devices, services and technology of tomorrow.

A critical SYNC connection is the one with you, the user — which is what this guide is all about. Use this Quick Start Pocket Guide to get SYNC up and running quickly. Then, keep it around as you become familiar with the voice commands, "just in case" one slips your mind.

FEATURES

Some amazing things SYNC can do for you.

SYNC offers an extraordinary amount of verbal control, allowing you to keep your focus on the road without losing touch with the rest of your world.

- Send and receive hands-free calls
- Play your digital music through voice-activated commands
- Use voice recognition to access your Bluetooth®-enabled mobile phone's contact list
- Transfer an active phone conversation to a hands-free environment
- Play music stored on your digital media player
- Charge your digital media player even while using it through the USB port
- Listen to music streaming through your Bluetooth-enabled mobile phone
- Speak American English, Canadian-French or North American Spanish

NOTE: Not all phones can support all SYNC calling features.

YOUR DEVICES

What's needed to take advantage of SYNC's features.

SYNC gives you the ability to control your music and communications by simply telling them what to do. Getting set up to do that requires the following:

- Compatible mobile phone with Bluetooth® wireless technology
- The user's guide for your Bluetooth-enabled mobile phone
- Compatible digital media player with USB cable

SYNC is capable of hosting virtually any digital media player, including iPod^{®(1)}, Zune™, "PlaysForSure" players and most USB drives.

You'll find a list of compatible digital media players and Bluetooth-enabled mobile phones at SyncMyRide.com. Updated regularly, this Web site is the SYNC communication hub, ensuring you have easy access to the latest information and software.

(1) iPod is a trademark of Apple Computer, Inc., registered in the U.S. and other countries.



PAIRING

Getting your phone and SYNC to communicate.

To pair a Bluetooth®-enabled mobile phone with SYNC:

1. With the vehicle in Park, start your car and turn the radio on.
2. Ensure your phone's Bluetooth is turned on. Bluetooth is the technology that connects your phone with SYNC and it must be on (usually the default setting) so you can set its mode later in this process. With most phones, you'll find Bluetooth by going to Main Menu > Settings > Bluetooth > Hands Free (Hands Free indicates on or active). For more information, refer to the phone's user guide.
3. Press the phone button (☎) to enter the PHONE MENU — SYNC will try to connect, but the radio display will indicate NO PHONE PAIRED.
4. Press OK — ADD (BLUETOOTH) DEVICE(S) will show in the radio display. If it doesn't, press the up or down ▲ / ▼ button to scroll until it does.
5. Press OK — this confirms your selection and takes you to the ADD (BLUETOOTH) DEVICE(S) MENU.
6. When FIND SYNC shows in the radio display, press OK. A six-digit PIN will show in the radio display.

PAIRING (CONTINUED)

Getting your phone and SYNC to communicate.

7. Next, you need to make your phone find or discover the SYNC system — commonly referred to as "Bluetooth® discover/find" mode.
8. The phone will detect "SYNC" — on the phone, select SYNC as the device you want to pair or bond with.
9. The mobile phone's display will prompt to enter the six-digit PIN into the phone.
10. When the PIN is entered and the pairing is successful, the phone display will read CONNECTED.






HELPFUL HINT: Because each phone is a little different, always refer to the user guide for the specific mobile phone being paired. In fact, there can be differences between phones that are the same brand and model.

That's it. You are now ready to make and receive calls hands free. At any time, you can press and hold the phone button (☎) to exit phone mode and listen to other audio sources.


HANDS FREE

Staying connected when life is in the fast lane.

Voice-activated and hands-free — SYNC lets you stay connected. And with many cities and states making it illegal to drive and talk on handheld phones... SYNC allows you to make and receive calls by just pressing a button and using your voice. And some phones allow you to download your phonebook, letting you make calls by saying the name of the person you want to call.

- To make a call, press VOICE or  on the steering wheel and after the prompt, say "Phone"
- When prompted, say "Call <phonebook name>" or say "Dial" and when prompted again, say the phone number
- After you say the phone number, SYNC will say it back to you. Confirm by saying "Dial"
- To answer a call, simply press the phone button  on the steering wheel
- To end a call, press and hold the phone button  on the steering wheel




Need to get going and you're still in the middle of a call? No problem. If your phone is paired with SYNC, your calls are uninterrupted connections. As you enter the vehicle, SYNC automatically transfers the call from your phone to your hands-free environment (feature disabled if headset is used). Some phones will require you to press the phone button  to complete the transfer.

And when you leave the vehicle, SYNC automatically transfers the call back to your phone.

DIGITAL MEDIA PLAYERS

Now you can quickly connect with your entertainment.

Connecting your digital media player to SYNC via the USB port:

- With the vehicle ignition, radio and digital media player on, plug the device into the USB port. When first plugged in, SYNC will index all available music content. This can take from a few seconds to a few minutes (refer to your vehicle Owner's Guide for location)
- Press VOICE or  on the steering wheel and SYNC will ask for a command
- When prompted by SYNC, say "USB"
- SYNC will then ask for a command — you can use a number of USB voice commands to play the music you want to listen to, for example "Play all"




SYNC will also charge your digital media player as long as it's plugged in to the USB and is not completely discharged.



ALWAYS ACTIVE VOICE COMMANDS

SYNC uses a state-of-the-art voice-recognition system — no learning required and no speech adjustments to make. Just speak clearly and minimize any excess noise like open windows. That's it.


The commands you use are based on the device and its connection. There are also voice commands that are always active, and either give you access to a device or help you set one up. To use a voice command, push the VOICE or  button and SYNC will prompt you for a command.

You talk — SYNC listens.

You can use the following commands anytime:

- **USB** — to access the device connected to the USB port
- **SYNC** — returns system to the main menu
- **Bluetooth® audio** — accesses mobile phone streaming music
- **Line-in** — to access the device plugged into the auxiliary audio input jack
- **Phone** — accesses hands-free phone mode
- **Voice settings** — to access the voice settings menu
- **Help** — audibly lists the options in a specific mode and is always available
- **Cancel** — cancels the requested action
- **Read message** — to hear a text message

USB VOICE COMMANDS

USB Voice Commands: You can use the following commands whenever a device is connected via the USB port. Just push the VOICE or  button and SYNC will prompt you for a command:



Basic Commands

- Play all
- Play genre <name>
- Play album <name>
- Play artist <name>
- Play track <name>
- Play playlist <name>
- Similar music
- What's playing

Power Users

- Autoplay ON
- Autoplay OFF
- Connections
- Folder
- Pause
- Play previous track
- Repeat ON
- Repeat OFF
- Shuffle ON
- Shuffle OFF

- Search artist <name>
- Search track <name>
- Refine album <name>
- Refine track <name>
- Play
- Play next track
- Play next folder
- Play previous folder
- Search genre <name>
- Search album <name>
- Refine artist <name>

MOBILE PHONE VOICE COMMANDS

Mobile Phone Voice Commands: You can use any of the following commands whenever SYNC is in phone mode:



Basic Commands

- Call <name>
- Dial (then follow dialog with SYNC to speak a number)
- Call history incoming
- Call history outgoing
- Call history missed
- Go to privacy

- Phonebook <name>
- Phonebook <name> at home
- Phonebook <name> on mobile
- Phonebook <name> at work OR in office
- Phonebook <name> on other
- Connections
- Menu
- Join
- Hold

Power Users

- Call <name> at home OR mobile
- Call <name> at work OR in office

HELPFUL HINT: When using voice commands, remember SYNC is expecting to hear *exactly* what is listed in your phonebook or music device.

For the latest information on features and device compatibility, refer to SyncMyRide.com.

PHONE SETTINGS & BLUETOOTH® COMMANDS

Mobile Phone Settings "Power User" Voice Commands: When in phone mode, you can press the VOICE or  button and say "Menu" to use the following commands:

HELPFUL HINT: The words in parentheses () here are optional, the system understands the command with or without them.

- (Phone) settings (message) notification ON
- (Phone) settings (message) notification OFF
- (Phone) connections
- Phone name
- Signal
- (Phone) settings (set) phone ringer
- (Phone) settings (set) ringer one
- (Phone) settings (set) ringer two
- (Phone) settings (set) ringer three
- Text message inbox
- (Phone) settings (set) ringer OFF

Bluetooth Audio Voice Commands: You can use the following commands whenever music is being provided from your mobile phone via Bluetooth streaming audio:

- Play all
- Play
- Connections
- Play previous track
- Play
- What's playing?
- Play next track